

Q1 First and Last Name (and membership number if you have it)

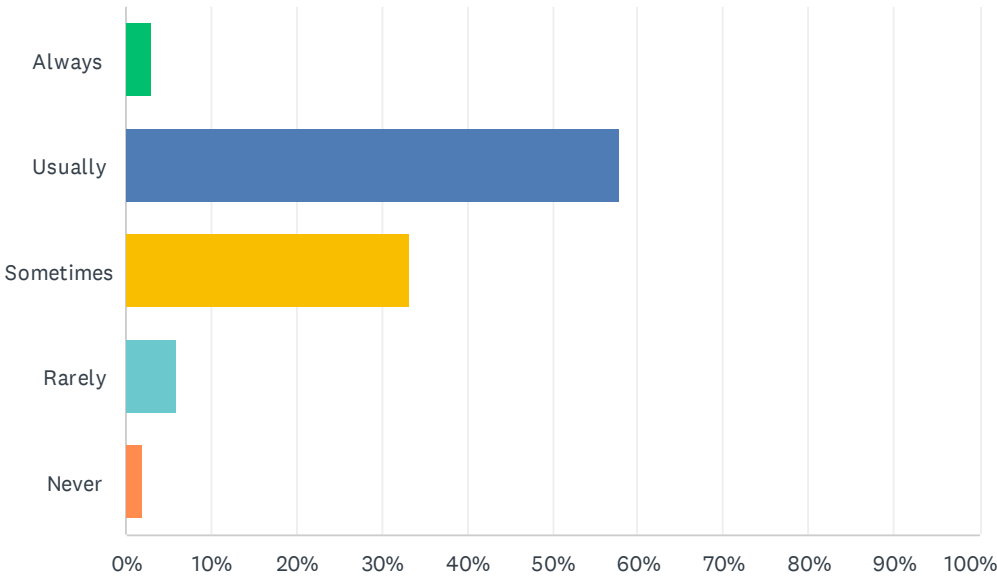
Answered: 96 Skipped: 6

Q2 Name of workplace?

Answered: 98 Skipped: 4

Q3 Do you feel safe at work generally?

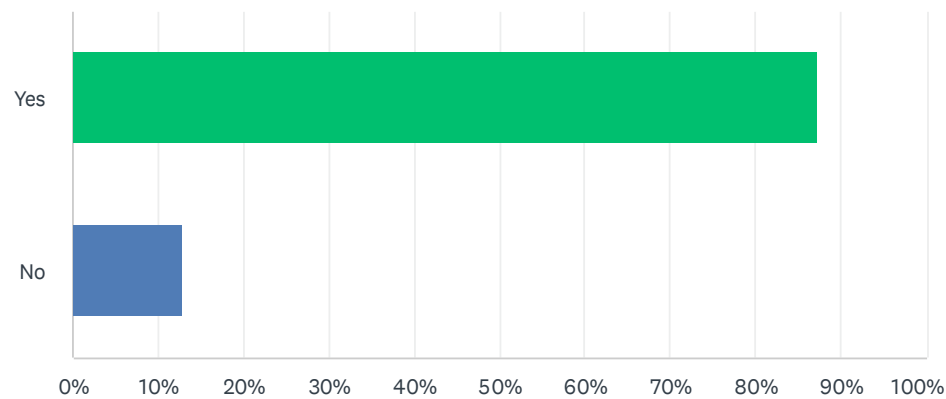
Answered: 102 Skipped: 0



ANSWER CHOICES	RESPONSES	
Always	2.94%	3
Usually	57.84%	59
Sometimes	33.33%	34
Rarely	5.88%	6
Never	1.96%	2
Total Respondents: 102		

Q4 Did you work between Christmas Eve and Sunday 4 January?

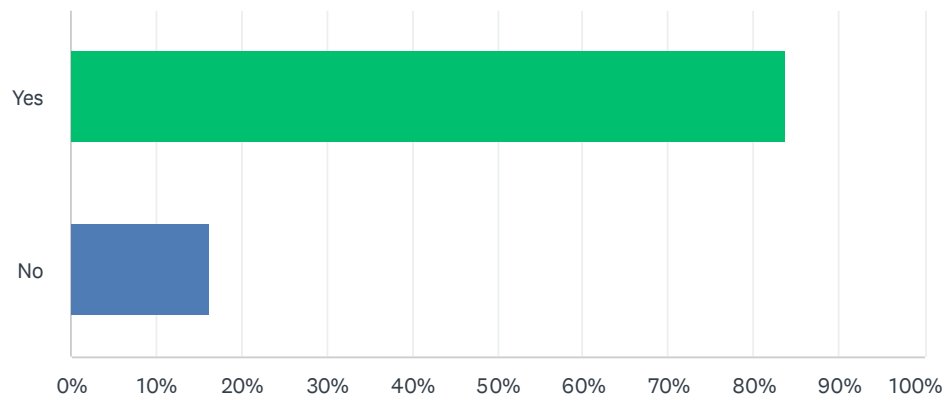
Answered: 102 Skipped: 0



ANSWER CHOICES	RESPONSES	
Yes	87.25%	89
No	12.75%	13
TOTAL		102

Q5 If yes, were you forced to deal with unacceptable behaviour during this period?

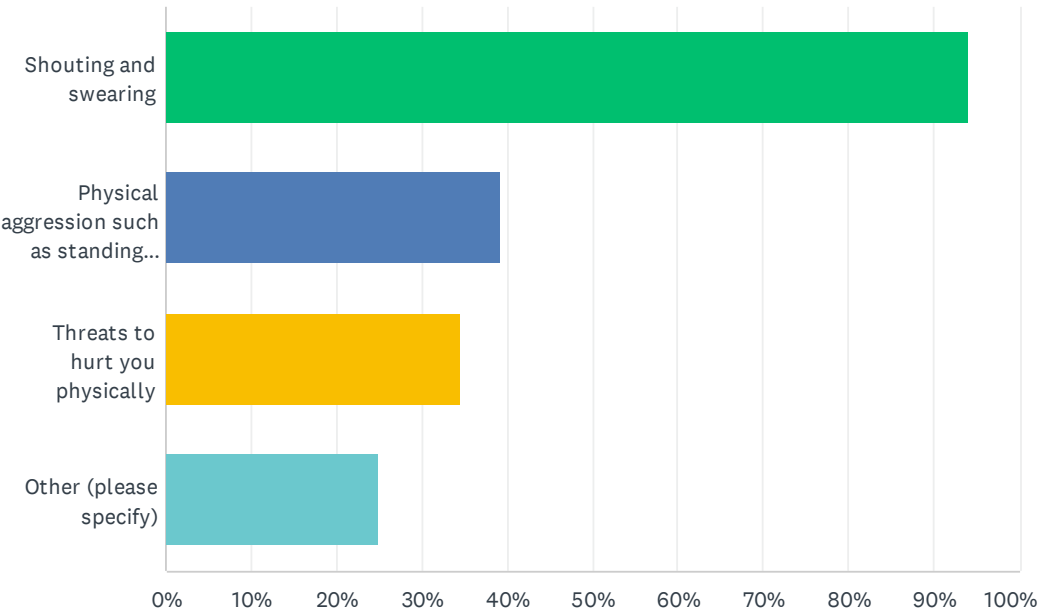
Answered: 93 Skipped: 9



ANSWER CHOICES	RESPONSES	
Yes	83.87%	78
No	16.13%	15
TOTAL		93

Q6 Did this unacceptable behaviour involve any of the following:

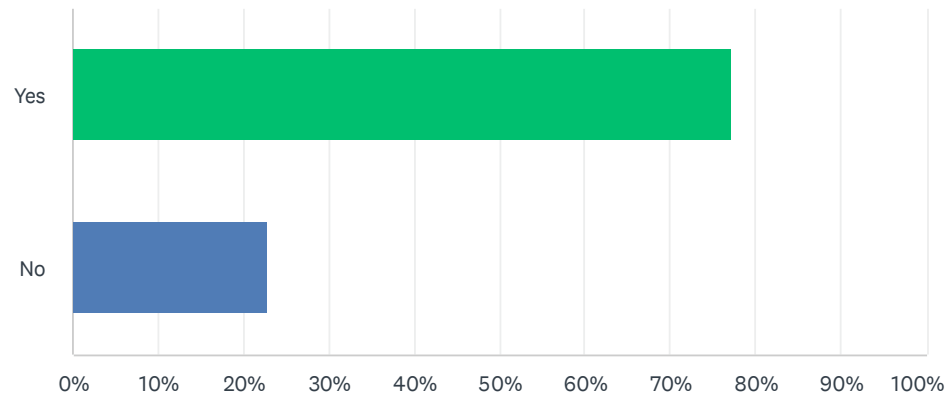
Answered: 84 Skipped: 18



ANSWER CHOICES	RESPONSES	
Shouting and swearing	94.05%	79
Physical aggression such as standing over you or following you around	39.29%	33
Threats to hurt you physically	34.52%	29
Other (please specify)	25.00%	21
Total Respondents: 84		

Q7 Did you feel threatened?

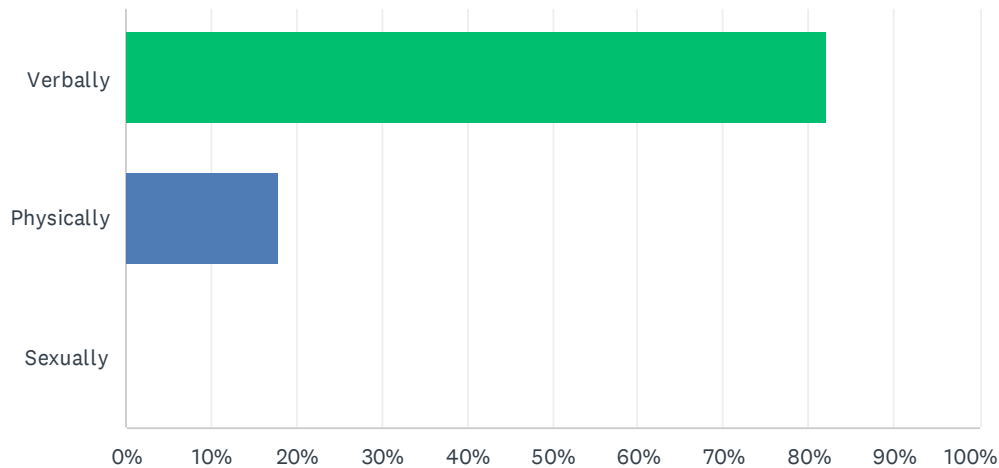
Answered: 92 Skipped: 10



ANSWER CHOICES	RESPONSES	
Yes	77.17%	71
No	22.83%	21
Total Respondents: 92		

Q8 Were you assaulted by a patient or their family:

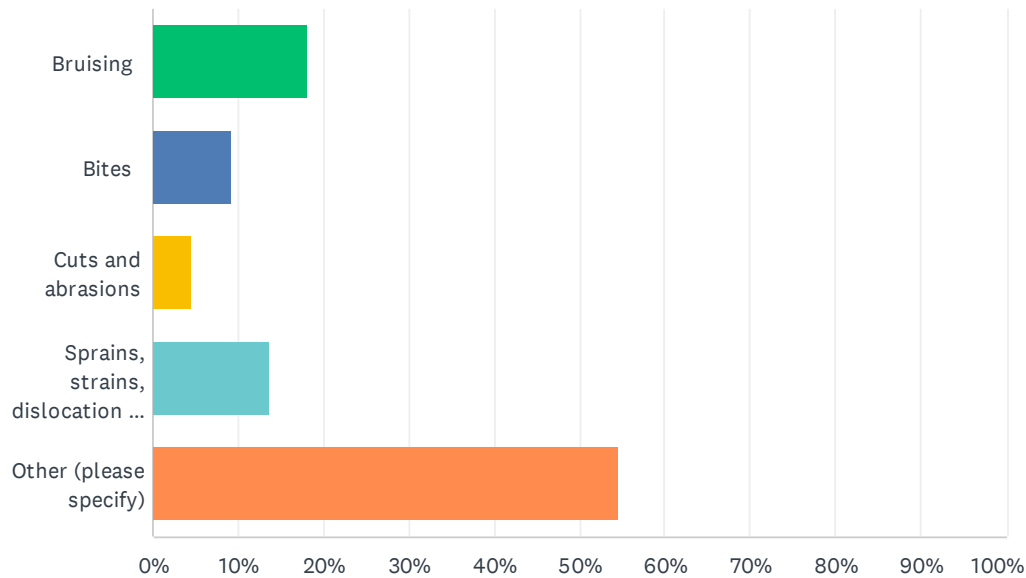
Answered: 78 Skipped: 24



ANSWER CHOICES	RESPONSES	
Verbally	82.05%	64
Physically	17.95%	14
Sexually	0.00%	0
TOTAL		78

Q9 If you were assaulted physically, did you suffer:

Answered: 22 Skipped: 80



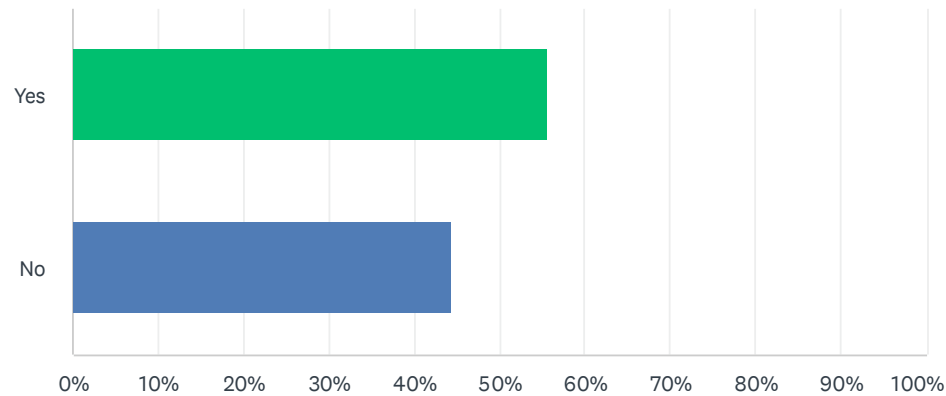
ANSWER CHOICES	RESPONSES	
Bruising	18.18%	4
Bites	9.09%	2
Cuts and abrasions	4.55%	1
Sprains, strains, dislocation or concussion	13.64%	3
Other (please specify)	54.55%	12
TOTAL		22

Q10 Please describe the incident

Answered: 54 Skipped: 48

Q11 Did you report it?

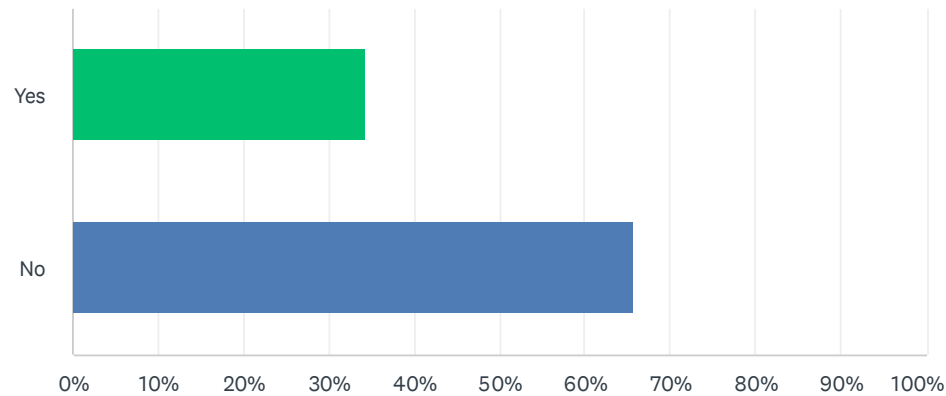
Answered: 79 Skipped: 23



ANSWER CHOICES	RESPONSES	
Yes	55.70%	44
No	44.30%	35
TOTAL		79

Q12 If you reported the incident, was it a formal Datix?

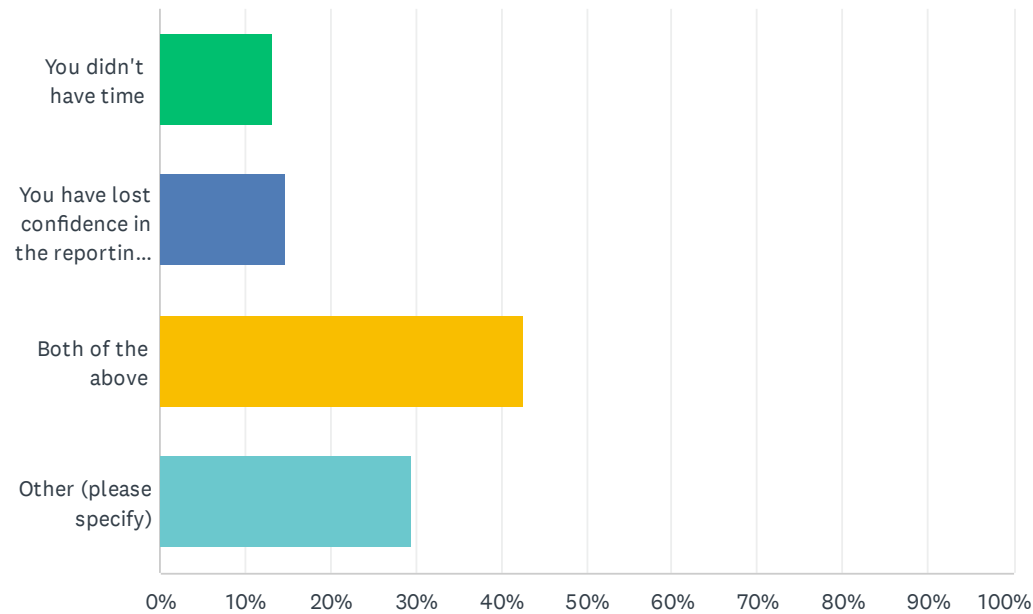
Answered: 61 Skipped: 41



ANSWER CHOICES	RESPONSES	
Yes	34.43%	21
No	65.57%	40
Total Respondents: 61		

Q13 If you didn't report the incident was it because:

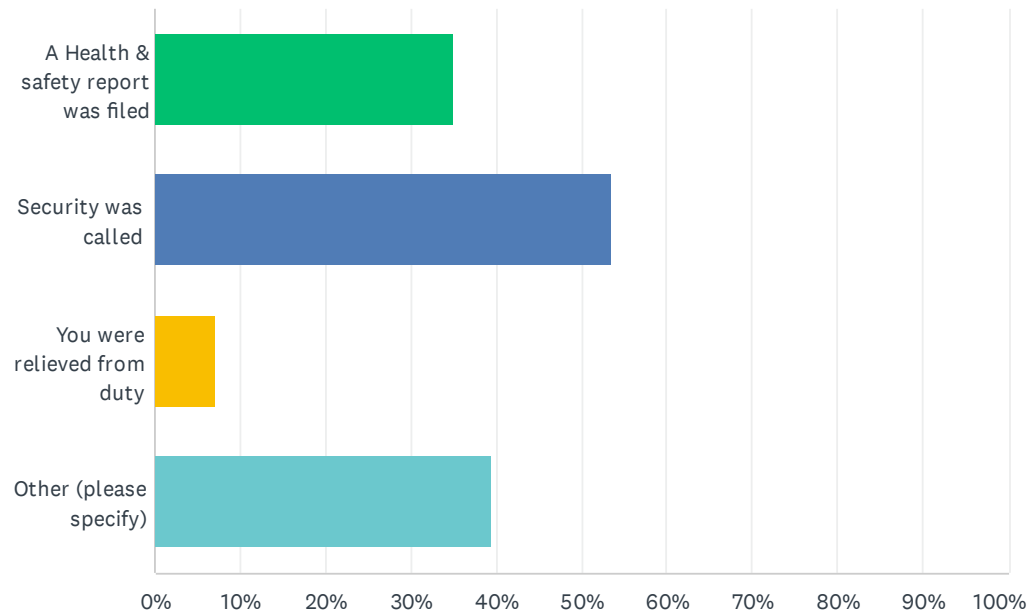
Answered: 61 Skipped: 41



ANSWER CHOICES	RESPONSES	
You didn't have time	13.11%	8
You have lost confidence in the reporting process	14.75%	9
Both of the above	42.62%	26
Other (please specify)	29.51%	18
TOTAL		61

Q14 If you did report the incident, what was the response?

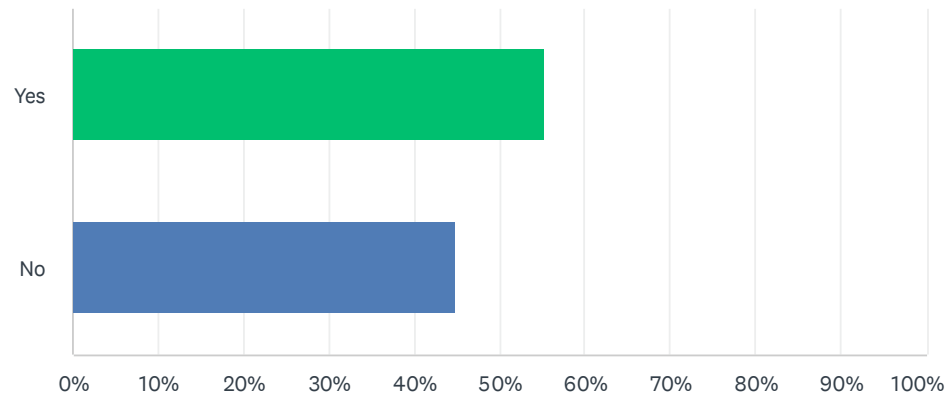
Answered: 43 Skipped: 59



ANSWER CHOICES	RESPONSES	
A Health & safety report was filed	34.88%	15
Security was called	53.49%	23
You were relieved from duty	6.98%	3
Other (please specify)	39.53%	17
Total Respondents: 43		

Q15 Was the Emergency Department under-staffed at the time?

Answered: 76 Skipped: 26



ANSWER CHOICES	RESPONSES	
Yes	55.26%	42
No	44.74%	34
TOTAL		76

Q16 Any other comment you would like to make?

Answered: 58 Skipped: 44